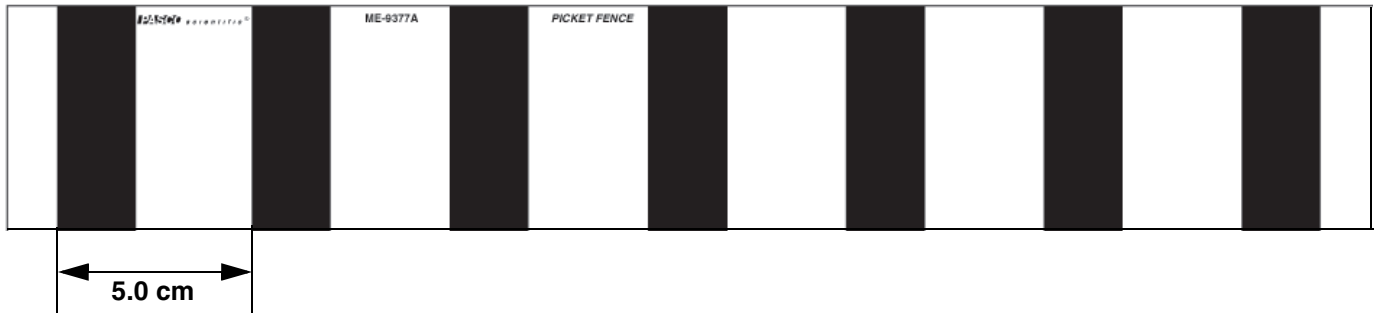




# Picket Fence

ME-9377A



## Introduction

The PASCO ME-9377A Picket Fence is a rectangular piece of clear plastic with evenly spaced opaque bands. It is designed to be used with a Photogate Head for measuring motion.

The edges of the opaque bands are 0.050 meters (5.0 centimeters) apart. See the PASCO web site at [www.pasco.com](http://www.pasco.com) for more information.

## Additional Equipment Needed

- Photogate Head (ME-9498A or ME-9204B)
- PASCO Computer Interface with digital inputs\* and Data Acquisition Software or a PASCO ME-8930 Smart Timer.

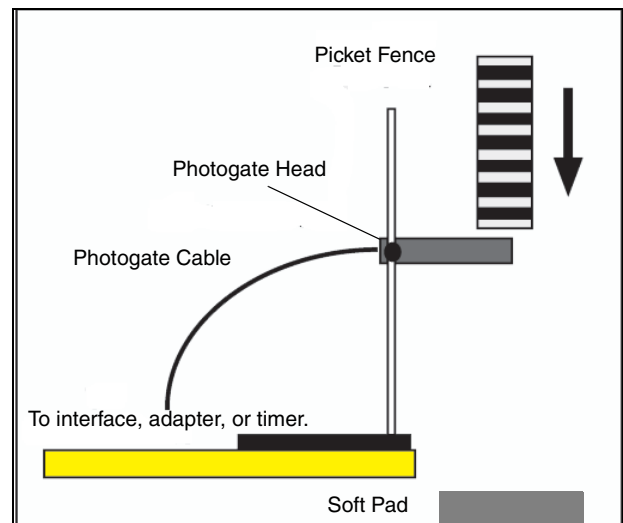
\*Use a PS-2159 Digital Adapter with a PASCO Computer Interface that does not have digital inputs.

## Operation

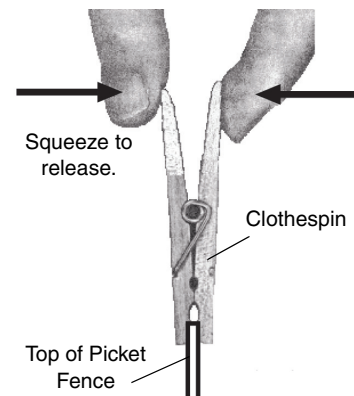
When performing free fall experiments, place a soft pad so it can cushion the fall of the Picket Fence.

Note: For best results, drop the Picket Fence through the Photogate Head vertically, without tilting it. If the Picket Fence is not vertical, the effective distance between the opaque bands may not be 5.0 cm.

When releasing the Picket Fence for a free fall measurement, hold the top edge of the Picket Fence between your thumb and forefinger.



Hint: You can use a spring-loaded clothespin or a small binder clip to hold the top edge of the Picket Fence. Squeeze the pin or clip to release the fence.



Note: Handle the Picket Fence with care. Do not scratch the surface.

See the PASCO catalog or web site at [www.pasco.com](http://www.pasco.com) for more information about using a Photogate Head with the Picket Fence. For example, you can download instruction manuals from the web site for the ME-9498A Photogate Head or the ME-9204B Accessory Photogate.

## Technical Support

For assistance with any PASCO product, contact PASCO at:

Address: PASCO scientific  
10101 Foothills Blvd.  
Roseville, CA 95747-7100

Phone: 916-786-3800 (worldwide)  
800-772-8700 (U.S.)

Fax: (916) 786-7565

Web: [www.pasco.com](http://www.pasco.com)

Email: [support@pasco.com](mailto:support@pasco.com)

For more information about the Picket Fence and the latest revision of this Instruction Sheet, visit:

[www.pasco.com/go?ME-9377A](http://www.pasco.com/go?ME-9377A)

**Limited Warranty** For a description of the product warranty, see the PASCO catalog.

**Copyright** The PASCO scientific 012-04083C *Picket Fence Instruction Sheet* is copyrighted with all rights reserved. Permission is granted to non-profit educational institutions for reproduction of any part of this manual, providing the reproductions are used only in their laboratories and classrooms, and are not sold for profit. Reproduction under any other circumstances, without the written consent of PASCO scientific, is prohibited.

**Trademarks** PASCO and PASCO scientific are trademarks or registered trademarks of PASCO scientific, in the United States and/or in other countries. All other brands, products, or service names are or may be trademarks or service marks of, and are used to identify, products or services of, their respective owners. For more information visit [www.pasco.com/legal](http://www.pasco.com/legal).